

ORDER INVOICE WITH ENGINEERING BREAKDOWN [BLG03092]

APRIL 01, 2024

(BLG03092)-ENGINE (AFN01481)-GENERATOR (DJN01186)-GENSET

For Help Desk Phone Numbers [Click here](#)

Caution Ordering Parts from TMI Order Invoice with Engineering Breakdown

Order Invoice with Engineering Breakdown information is provided by the orders system, once you click breakdown of a part, TMI pulls the information from the Engineering Data System (EDS).

EDS is not a manufacturing bill of material system but a engineering part in effect system. TMI uses the built date and calls EDS to pull the part in effect at that time.

Recently, TMI added an as manufactured tab. This tab provides the consist as reported from the engine factory. This data is limited but growing for new manufactured engines.To see an example enter "AT400559"

As-Manufactured tab is refreshed with correct data. The history records as well as the current data with wrong details are deleted. From 28th march 2019, TMI is maintaining only current data which possesses correct details.

To validate you are ordering a correct part, TMI encourages you to contact Morton Parts. 800-566-7782 or <https://pscrmwebforms.cat.com/GDSNquickentry.aspx>

The below option will email full breakdown of the serial number

Excel PDF

FullBreakDown

Sales Model: 3412 Invoice Number:GE 566271 Dealer: B03C S.O. Number: BZQBN00 Invoice Date: 2006-06-02


[Feature Code](#)

[Part Numbers](#)

[Help](#)

Feature Codes [Top](#)

28 results found, displaying 1 to 28

Reference Number	Eng Chg	Quantity	ASM	LESS 	Set Type	Reference Drawing	Description
412DE4R	F	1	I			Drawing...	3412 240/139V 60 HZ 4R
OGN1214	F	1	I			Drawing...	GEN 597 FRAME - 12 LEAD 02
RPA0122	F	1	I				597 FRAME GENERATOR REMOVAL 05
EMCENGU	F	1	I				ENGLISH DISPLAY UNITS 01
EMCCAS1	F	1	I			Drawing...	COMMON ALARM/SHUTDOWN
EMCGRR1	F	1	I			Drawing...	GENERATOR RUNNING RELAY
EMCDP01	F	1	I				DUST-PROOF CONTROL PANEL 01
EMCAM07	F	1	I			Drawing...	ALARM MODULE - NFPA 110
COLHTR1	F	1	I			Drawing...	DIESEL FUEL FIRED COOLANT HTR
BAT2416	F	1	I			Drawing...	OVERSIZE BATTERY-1000 CCA 01
BTC1014	F	1	I			Drawing...	BAT CGR-10AMP DUAL RATE(UL)
CNTCT01	F	1	I				CONTACTOR GP
EXHMTG2	F	1	I			Drawing...	MAN AND TURBO GUARDS 03
ACLDE06	F	1	I			Drawing...	AIR CLEANER - DUAL ELEMENT 06
ELECGOV	F	1	I			Drawing...	CAT ELECTRONIC GOVERNOR
EMCPTWO	F	1	I			Drawing...	ELECTRONIC MODULAR CONTROL PNL

28 results found, displaying 1 to 28



Reference Number	Eng Chg	Quantity	ASM	LESS	Set Type	Reference Drawing	Description
60H0240	F	1	I			Drawing...	60HZ 240 VOLTS
MSEPGGN	F	1	I				GENERAL EPG
SWP0022	F	1	I				SHRINK WRAP PRO - 3412 02
LITPAPR	F	1	S				EXTRA ENG LIT - PAPER (1 - 6)
MSCEC80	F	1	I				RENTAL
MWCODEE	F	1	I				PRIME POWER
PRIMEPA	F	1	I			Drawing...	PRIME POWER APPLICATION 02
KW00725	F	1	I				725 EKW W/FAN
LANENGO	F	1	I				ENGLISH LANGUAGE OPTION
NONCERT	F	1	I				PACKAGE GEN SET
NONULL	F	1	I				NON UL 2200 LISTED PKG GEN SET
1668587	F	1	I	L			ENGINE AR - BASIC

Part Numbers [Top](#)



106 results found, displaying 1 to 106

Reference Number	Eng Chg	Quantity	ASM	LESS	Set Type	Description	BreakDown...	Reference Drawing	SIS Part Diagram
CA1305	13	1	I			3412 DISTA PACKAGE G	BreakDown...	Drawing...	View Diagram
412DE4R	F	1	I			3412 240/139V 60 HZ 4R	BreakDown...		View Diagram
1676894	00	1	I			GENERAL AR-3412 DISTA GEN SET	BreakDown...		View Diagram
3L0284		1	I			*****TEST - PKG GEN SET*****	BreakDown...		View Diagram
3N8594	06	2	I			COVER GP-ENG/GEN LIFT EYE	BreakDown...		View Diagram
5P2506	00	1	S			LITERATURE - ENGLISH	BreakDown...	Drawing...	View Diagram
6N8878	04	1	I			FUEL PRESSURE GAUGE	BreakDown...		View Diagram
1195148	01	133	I			COOLANT-LONG LIFE-BULK-1 LITER	BreakDown...		View Diagram
1426947	04	1	I			SENSOR GP-LEVEL-LOW COOLANT	BreakDown...		View Diagram
1439518	10	1	I			REGULATOR GP - VOLTAGE	BreakDown...		View Diagram
1485233	03	1	S			FITTING GROUP-EXHAUST	BreakDown...		View Diagram
1497876	06	1	I			FASTNER GP-COUPPING-GENERATOR	BreakDown...		View Diagram
1497899	03	1	I			SENSOR GP - ENGINE	BreakDown...		View Diagram
1517794	04	1	I			MOUNTING GP-ENGINE-FLEXIBLE	BreakDown...		View Diagram
1545504	05	1	I			CONTROL GP - GOVERNOR	BreakDown...		View Diagram
1665029	02	1	I			LINES GP - DRAIN - OIL	BreakDown...		View Diagram
1968775	02	1	I			SWITCH GP	BreakDown...		View Diagram
1683237	04	1	I			SUPPORT GROUP - BATTERY	BreakDown...		View Diagram
1683241	07	1	I			ENCLOSURE GROUP	BreakDown...		View Diagram
1690199	14	1	I			PANEL GP - EMCP II	BreakDown...		View Diagram
1690240	04	1	I			COVER GP	BreakDown...		View Diagram
1690247	14	1	I			BOX GROUP-BREAKER	BreakDown...		View Diagram
1690257	07	1	I			MOUNTING GP-PWR TERMINAL STRIP	BreakDown...		View Diagram
1690295	04	1	I			CONNECTION GP - GENERATOR	BreakDown...		View Diagram
1692055	02	1	I			LINES GROUP - FUEL	BreakDown...		View Diagram
1692065	01	1	I			BASE GROUP - ENGINE	BreakDown...		View Diagram
1692067	03	1	I			LINES GP - DRAIN - COOLANT	BreakDown...		View Diagram
1692094	02	1	I			DISPOSAL GROUP - FUMES	BreakDown...		View Diagram
1694440	05	1	I			HARNESS ASSEMBLY - WIRING	BreakDown...		View Diagram
1694442	12	1	I			HARNESS ASSWMBLY WIRING BASIC	BreakDown...		View Diagram
1694450	05	1	I			HARNESS ASSEMBLY-WIRING AC	BreakDown...		View Diagram
1694514	05	1	I			BOX GROUP - JUNCTION	BreakDown...		View Diagram
1803986	03	1	I			MTG GP - JUNCTION	BreakDown...		View Diagram
1834729	06	1	I			MOUNTING GP-CONTROL PANEL-REAR	BreakDown...		View Diagram
3L0432		1	I			*TEST - PKG GEN SET (EMCP II)*	BreakDown...		View Diagram
1562883	01	4	I			TRANSFORMER GP	BreakDown...		View Diagram
1708400	04	1	I			COVER GP	BreakDown...		View Diagram
2042515	02	1	I			WIRING GP	BreakDown...		View Diagram
1896392	01	1	I			CABLE GP - ELECTRIC	BreakDown...		View Diagram

106 results found, displaying 1 to 106

Reference Number	Eng Chg	Quantity	ASM	LESS 	Set Type	Description	BreakDown...	Reference Drawing	SIS Part Diagram 
2057860	07	1	I			MOUNTING GP - 17 DIGIT PIN	BreakDown...		View Diagram
1692186	03	1	I			GUARD GP - BELT	BreakDown...		View Diagram
2471790		1	I			RADIATOR GP	BreakDown...		View Diagram
CA1569	00	1	I			GEN 597 FRAME - 12 LEAD 02	BreakDown...	Drawing...	View Diagram
OGN1214	F	1	I			GEN 597 FRAME - 12 LEAD 02	BreakDown...		View Diagram
1366590	00	1	I			GENERATOR AR-SR4B 597 FRAME PM	BreakDown...		View Diagram
CA1503	00	1	I			REMOVAL AR-GENERATOR-SR4B	BreakDown...		View Diagram
RPA0122	F	1	I			597 FRAME GENERATOR REMOVAL 05	BreakDown...		View Diagram
CA0846	07	1	I			ENGLISH DISPLAY UNITS 01	BreakDown...		View Diagram
EMCENGU	F	1	I			ENGLISH DISPLAY UNITS 01	BreakDown...		View Diagram
1214713	00	1	I			ENGLISH DISPLAY UNITS	BreakDown...		View Diagram
CA1430	04	1	I			RELAY GP-COMMON ALARM/SHUTDOWN	BreakDown...		View Diagram
EMCCAS1	F	1	I			COMMON ALARM/SHUTDOWN	BreakDown...		View Diagram
1902565	05	1	I			HARNESS AS	BreakDown...		View Diagram
2000844	03	1	I			RELAY GP	BreakDown...		View Diagram
CA1619	05	1	I			RELAY GP-RUNNING	BreakDown...		View Diagram
EMCGRR1	F	1	I			GENERATOR RUNNING RELAY	BreakDown...		View Diagram
2719304	00	1	I			CONNECTION GP	BreakDown...		View Diagram
CA1789	02	1	I			DUSTPROOF KIT	BreakDown...		View Diagram
EMCDP01	F	1	I			DUST-PROOF CONTROL PANEL 01	BreakDown...		View Diagram
1847039	03	1	I			DUSTPROOF KIT	BreakDown...		View Diagram
CA1620	03	1	I			CONTROL GP-ALARM MODULE-NFPA 1	BreakDown...	Drawing...	View Diagram
EMCAM07	F	1	I			ALARM MODULE - NFPA 110	BreakDown...		View Diagram
1716834	07	1	I			CONTROL GP	BreakDown...		View Diagram
CA1390	03	1	I			HEATER GP-COOLANT	BreakDown...		View Diagram
COLHTR1	F	1	I			DIESEL FUEL FIRED COOLANT HTR	BreakDown...		View Diagram
1692105	01	1	I			HEATER GP - JACKET WATER	BreakDown...		View Diagram
CA1073	06	1	I			OVERSIZE BATTERY	BreakDown...	Drawing...	View Diagram
BAT2416	F	1	I			OVERSIZE BATTERY-1000 CCA 01	BreakDown...		View Diagram
7L7872	09	1	I			24 VOLT BATTERY SET - DRY	BreakDown...		View Diagram
CA1450	02	1	I			BATTERY CHARGER - 10 AMP UL W/	BreakDown...	Drawing...	View Diagram
BTC1014	F	1	I			BAT CGR-10AMP DUAL RATE(UL)	BreakDown...		View Diagram
1146486	01	1	I			BATTERY CHARGER 10 AMP	BreakDown...		View Diagram
1847029	02	1	I			MTG GP - CHARGER	BreakDown...		View Diagram
2034316	01	1	I			CONNECTION GP	BreakDown...		View Diagram
CNTCT01	F	1	I			CONTACTOR GP	BreakDown...		View Diagram
1847031	04	1	I			CONTACTOR GP	BreakDown...		View Diagram
CA2102	01	1	I			GUARD GP-EXHAUST	BreakDown...	Drawing...	View Diagram
EXHMTG2	F	1	I			MAN AND TURBO GUARDS 03	BreakDown...		View Diagram
2012425	03	1	I			GUARD GP	BreakDown...		View Diagram
CA1377	01	1	I			CLEANER GP-AIR-DUAL ELEMENT	BreakDown...	Drawing...	View Diagram
ACLDE06	F	1	I			AIR CLEANER - DUAL ELEMENT 06	BreakDown...		View Diagram
1683297	03	1	I			CLEANER GP-AIR-DUAL ELEMENT	BreakDown...		View Diagram
ELECGOV	F	1	I			CAT ELECTRONIC GOVERNOR	BreakDown...		View Diagram
EMCPTWO	F	1	I			ELECTRONIC MODULAR CONTROL PNL	BreakDown...		View Diagram
5N9594		1	I			60HZ 240 VOLTS	BreakDown...		View Diagram
60H0240	F	1	I			60HZ 240 VOLTS	BreakDown...		View Diagram
0V1065		1	I			END USE: GENERAL EPG	BreakDown...		View Diagram
MSEPGGN	F	1	I			GENERAL EPG	BreakDown...		View Diagram
CA0976	04	1	I			SHRINK WRAP PRO - 3412 02	BreakDown...		View Diagram
SWP0022	F	1	I			SHRINK WRAP PRO - 3412 02	BreakDown...		View Diagram
0V1672		1	S			EXTRA ENG LIT - PAPER (1 - 6)	BreakDown...		View Diagram
LITPAPR	F	1	S			EXTRA ENG LIT - PAPER (1 - 6)	BreakDown...		View Diagram
MSCEC80	F	1	I			RENTAL	BreakDown...		View Diagram
MWCODDE	F	1	I			PRIME POWER	BreakDown...		View Diagram
9Y8155	04	1	I			NOTE-STAMP FOR PRIME POWER	BreakDown...		View Diagram
PRIMEPA	F	1	I			PRIME POWER APPLICATION 02	BreakDown...		View Diagram
PP4112	02	1	I			725 EKW W/FAN	BreakDown...		View Diagram

106 results found, displaying 1 to 106

Reference Number	Eng Chg	Quantity	ASM	LESS 	Set Type	Description	BreakDown...	Reference Drawing	SIS Part Diagram 
KW00725	F	1	I			725 EKW W/FAN	BreakDown...		View Diagram
2T9789	01	1	I			880 KW @ 1800 RPM (1180 BHP)	BreakDown...		View Diagram
CA0866	07	1	I			LANGUAGE MARKINGS-ENGLISH	BreakDown...		View Diagram
LANENGO	F	1	I			ENGLISH LANGUAGE OPTION	BreakDown...		View Diagram
NONCERT	F	1	I			PACKAGE GEN SET	BreakDown...		View Diagram
NONULL	F	1	I			NON UL 2200 LISTED PKG GEN SET	BreakDown...		View Diagram
0V2329		1	I			PRODUCTION CORRECTION	BreakDown...		View Diagram
1668587	F	1	I	L		ENGINE AR - BASIC	BreakDown...		View Diagram
1864811	03	1	I			3412 DISTA G.S. ENG AR-BASIC	BreakDown...		View Diagram

Caterpillar Confidential: **Green**

Content Owner: Commercial Processes Division

Web Master(s): [PSG Web Based Systems Support](#)

Current Date: 4/1/2024, 7:26:27 PM

© Caterpillar Inc. 2024 All Rights Reserved.

[Data Privacy Statement.](#)

[Cookie Settings](#)