

# ORDER INVOICE WITH ENGINEERING BREAKDOWN

MARCH 08, 2022

For Help Desk Phone Numbers [Click here](#)

## Caution Ordering Parts from TMI Order Invoice with Engineering Breakdown

Order Invoice with Engineering Breakdown information is provided by the orders system, once you click breakdown of a part, TMI pulls the information from the Engineering Data System (EDS).

EDS is not a manufacturing bill of material system but a engineering part in effect system. TMI uses the built date and calls EDS to pull the part in effect at that time.

Recently, TMI added an as manufactured tab. This tab provides the consist as reported from the engine factory. This data is limited but growing for new manufactured engines. To see an example enter "AT400559"

As-Manufactured tab is refreshed with correct data. The history records as well as the current data with wrong details are deleted. From 28th march 2019, TMI is maintaining only current data which possesses correct details.

To validate you are ordering a correct part, TMI encourages you to contact Morton Parts. 800-566-7782 or <https://pscrmwebforms.cat.com/GDSNquickentry.aspx>

The below option will email full breakdown of the serial number

Excel  PDF

FullBreakDown

Sales Model: 3612 SITA

Invoice Date: 1994-04-05



[Part Numbers](#)

[Adjustments](#)

[Help](#)

## Part Numbers [Top](#)


72 results found, displaying 1 to 72

Reference Number	Eng Chg	Quantity	ASM	LESS 	Set Type	Description	Reference Drawing	SIS Part Diagram 
SA0232	18	1	I			EPG-CATHARINA HOSPITAL/DEALER=		
- 7C4112	16	1	I			3612 SITA ENGINE AR. - BASIC		<a href="#">View Diagram</a>
- 1W0797	03	1	I			PUMP GP-EO 1 GR	<a href="#">Drawing...</a>	<a href="#">View Diagram</a>
- 1W0798	16	1	I			FILTER GP-OIL	<a href="#">Drawing...</a>	<a href="#">View Diagram</a>
- 2T6040	00	1	I			2967 BKW @ 1000 RPM (3979 BHP)		<a href="#">View Diagram</a>
- 2W2680	05	1	I			FITTING GP - EXHAUST(FLEXIBLE)	<a href="#">Drawing...</a>	<a href="#">View Diagram</a>
- 2W2681	04	1	I			FITTING GP-EXHAUST (EXPANDER)	<a href="#">Drawing...</a>	<a href="#">View Diagram</a>
- 2W2682	04	1	I			FLANGE GP-EXHAUST (SIZE 18M)	<a href="#">Drawing...</a>	<a href="#">View Diagram</a>
- 2W2713	02	1	I			LINES GP -WATER		<a href="#">View Diagram</a>
- 2W7118	05	1	I			CONNECTION GP - WATER (FLEX)		<a href="#">View Diagram</a>
- 2W7756	04	1	I			FLANGE GP- EXHAUST	<a href="#">Drawing...</a>	<a href="#">View Diagram</a>
- 4P0319	01	1	I			LOAD SHARING INTERFACE MODULE		<a href="#">View Diagram</a>
- 3L0439		1	I			SPECIAL TEST-WATER TEMP.S		<a href="#">View Diagram</a>
- 3L0441		1	I			SETTING PARAMETERS - G3600	<a href="#">Drawing...</a>	<a href="#">View Diagram</a>


- 4P2268	00	1	I	DRAIN GP - OIL PAN	<a href="#">Drawing...</a>	<a href="#">View Diagram</a>
- 4P4667	01	1	I	REGULATORY GP -B	<a href="#">Drawing...</a>	<a href="#">View Diagram</a>
- 4P4718	01	1	I	FILTER GP - FUEL		<a href="#">View Diagram</a>
- 4P5078	01	1	I	MTG GP - CONT	<a href="#">Drawing...</a>	<a href="#">View Diagram</a>
- 4P5835	00	1	I	COUPLING GP - FLEX		<a href="#">View Diagram</a>
- 4P6963	00	1	I	GUARD GP - FLY	<a href="#">Drawing...</a>	<a href="#">View Diagram</a>
- 4P6975	01	1	I	GUARD GP - COUPLING		<a href="#">View Diagram</a>
- 4P8034	00	1	I	BARRING GP -B	<a href="#">Drawing...</a>	<a href="#">View Diagram</a>
- 4P9059	00	1	I	LINES GP - WATER		<a href="#">View Diagram</a>
- 4W0700	03	1	I	MOUNTING GROUP - ENGINE		<a href="#">View Diagram</a>
- 4W5482	02	1	I	CLEANER GP-AIR(A)(NORMAL DUTY)		<a href="#">View Diagram</a>
- 4W8071	02	1	I	CONNECTION GP	<a href="#">Drawing...</a>	<a href="#">View Diagram</a>
- 4W9050	01	1	I	CONNECTION GROUP	<a href="#">Drawing...</a>	<a href="#">View Diagram</a>
- 6I0407	00	1	I	THERMOCOUPLE		<a href="#">View Diagram</a>
- 7C0449	08	1	I	IGNITION GP -A		<a href="#">View Diagram</a>
- 7C0533	01	1	I	MTG. GP.- GEN. BASE (ISOLATOR)	<a href="#">Drawing...</a>	<a href="#">View Diagram</a>
- 7C2145	00	1	I	COVER GP	<a href="#">Drawing...</a>	<a href="#">View Diagram</a>
- 7C5266	01	1	I	INSTALLATION AR		<a href="#">View Diagram</a>
- 7C5716	01	1	I	MODULE GROUP - ACC		<a href="#">View Diagram</a>
- 7E1793	00	1	I	SWITCH GP		<a href="#">View Diagram</a>
- 7E8181	00	1	I	PUMP GP - WATER	<a href="#">Drawing...</a>	<a href="#">View Diagram</a>
- 7W0014	00	1	I	MOTOR GP - STARTING	<a href="#">Drawing...</a>	<a href="#">View Diagram</a>
- 7W0127	04	1	I	DAMPER GP	<a href="#">Drawing...</a>	<a href="#">View Diagram</a>
- 7W6583	03	1	I	GUARD GP-DAMPER(2-30 " NARROW)	<a href="#">Drawing...</a>	<a href="#">View Diagram</a>
- 8N8486	03	1	I	SILENCER GP-STARTING AIR.	<a href="#">Drawing...</a>	<a href="#">View Diagram</a>
- 9X7206	00	1	I	VALVE GP - SOLENOID		<a href="#">View Diagram</a>
- 9Y1528	03	1	I	TANK GROUP - EXPANSION	<a href="#">Drawing...</a>	<a href="#">View Diagram</a>
- 9Y1851	00	1	I	GEAR GP - RING	<a href="#">Drawing...</a>	<a href="#">View Diagram</a>
- 9Y3300	00	1	I	LINES GP - LUBE OIL	<a href="#">Drawing...</a>	<a href="#">View Diagram</a>
- 9Y3303	00	1	I	LINES GP - ENG OIL	<a href="#">Drawing...</a>	<a href="#">View Diagram</a>
- 9Y6182	01	1	I	FLYWHEEL GROUP	<a href="#">Drawing...</a>	<a href="#">View Diagram</a>
- 9Y9588	00	1	I	REGULATOR GROUP -G	<a href="#">Drawing...</a>	<a href="#">View Diagram</a>
- 1008162	02	1	I	MOUNTING GP - JUNCTION BOX		<a href="#">View Diagram</a>
- 1044836	01	1	I	PISTON GP - ROD & (GAS)		<a href="#">View Diagram</a>
- 1053178	02	1	I	AFTERCOOLER GP		<a href="#">View Diagram</a>
- 1053179	01	1	I	LINES GP - AIR		<a href="#">View Diagram</a>
- 1053181	00	1	I	LINES GP - WATER		<a href="#">View Diagram</a>
- 1069414	00	1	I	REGULATOR GP.-97 DEG C - WATER		<a href="#">View Diagram</a>
- 1070878	00	1	I	TURBOCHARGER GP		<a href="#">View Diagram</a>
- 1095689	01	1	I	LINES GP.-AIR(STG MTR MAIN LH)		<a href="#">View Diagram</a>
- 1099717	00	1	I	MOUNTING GP.-ENGINE	<a href="#">Drawing...</a>	<a href="#">View Diagram</a>
- 1112116	00	1	I	CONNECTION GP-H20-JW HTR-SEP C	<a href="#">Drawing...</a>	<a href="#">View Diagram</a>
- 1117215	00	1	I	HEAD GP.-CYLINDER(GAS)		<a href="#">View Diagram</a>
- 2W3015	01	1	I	LINES GP - WATER	<a href="#">Drawing...</a>	<a href="#">View Diagram</a>
- 9Q6149	02	1	I	PACKAGING AR.-CATHARINA HOSP.		<a href="#">View Diagram</a>
- 7C5269	03	1	I	MOUNTING GROUP - ENGINE	<a href="#">Drawing...</a>	<a href="#">View Diagram</a>
- 8Q9090	01	1	I	VALVE GP.-SOL.		<a href="#">View Diagram</a>
- 1107546	00	1	I	MOUNTING GP.-JUNCTION BOX		<a href="#">View Diagram</a>
- 1157834	00	1	I	COMPONENT GP. -G3612 HCR PERS.		<a href="#">View Diagram</a>
- 1165053	01	1	I	ORIFICE		<a href="#">View Diagram</a>
- 7W4916	04	1	I	ADAPTER GP - AIR CLEANER	<a href="#">Drawing...</a>	<a href="#">View Diagram</a>
3L0292		1	I	FUEL CONS. WITNESS TEST-ENG		<a href="#">View Diagram</a>
0P9899		1	I	FORWARDING CHARGES..		<a href="#">View Diagram</a>
0P1914		1	I	DOMESTIC PACK FOR EXPORT		<a href="#">View Diagram</a>
3L0413		1	I	TEST - EMISSION (SI)		<a href="#">View Diagram</a>
0P9801		1	I	3600 INSTALLATION SERVICES		<a href="#">View Diagram</a>
0P7974		1	I	IND TORSIONAL ANALYSIS CHARGE		<a href="#">View Diagram</a>
0P7947		1	I	3612 SHRINK WRAP PROTECTION		<a href="#">View Diagram</a>

## Adjustments [Top](#)


175 results found, displaying 1 to 175

Reference Number	Eng Chg	Quantity	ASM	LESS 	Set Type	Description	BreakDown...
1W0023	12	1		HSG GP-FRT			<a href="#">BreakDown...</a>
1W0790	06	1		GEAR GP-FRT.			<a href="#">BreakDown...</a>
1W0797	03	1		PUMP GP-ENG O			<a href="#">BreakDown...</a>
1W0798	16	1		FILTER GP-OIL			<a href="#">BreakDown...</a>
1W0804	07	1		VALVE GP-PRIORIT			<a href="#">BreakDown...</a>
1W0861	07	1		CRANKSHAFT			<a href="#">BreakDown...</a>
1W0898	05	1		MOUNTING GP			<a href="#">BreakDown...</a>
1W3382	05	1		COVER GP			<a href="#">BreakDown...</a>
1W3645	09	5		VALVE GP			<a href="#">BreakDown...</a>
1W7648	02	1		SHAFT AS			<a href="#">BreakDown...</a>
1W7650	03	4		JOURNAL AS			<a href="#">BreakDown...</a>
1W7652	03	3		JOURNAL AS			<a href="#">BreakDown...</a>
1W7653	03	4		JOURNAL AS			<a href="#">BreakDown...</a>
1W7655	04	1		SHAFT AS.-CAM			<a href="#">BreakDown...</a>
1W8260	01	1		BRACKET AS			<a href="#">BreakDown...</a>
1W8410	01	12		SHAFT AS			<a href="#">BreakDown...</a>
2W2680	04	4		FITTING GP-EXHAU			<a href="#">BreakDown...</a>
2W2681	03	2		FITTING GP-EXHAU			<a href="#">BreakDown...</a>
2W2682	03	2		FLANGE GP-EXHAUS			<a href="#">BreakDown...</a>
2W2713	02	1		LINES GP-WATER			<a href="#">BreakDown...</a>
2W2751	01	1		VALVE GP			<a href="#">BreakDown...</a>
2W2945	02	1		LUBRICATOR GP			<a href="#">BreakDown...</a>
2W3015	01	1		LINES GP-WATER			<a href="#">BreakDown...</a>
2W3588	03	1		STRAINER GP.			<a href="#">BreakDown...</a>
2W7118	05	1		CONNECTION GP-WA			<a href="#">BreakDown...</a>
2W7756	03	2		FLANGE GP.			<a href="#">BreakDown...</a>
3E0166	02	1		CONTROL GP			<a href="#">BreakDown...</a>
3E0380	00	1		CONTROL GP			<a href="#">BreakDown...</a>
3E2160	02	12		CONTROL GP			<a href="#">BreakDown...</a>
3E6116	02	12		CONTROL GP			<a href="#">BreakDown...</a>
3E8542	01	1		CONTROL GP			<a href="#">BreakDown...</a>
3E8640	03	1		CONTROL GP			<a href="#">BreakDown...</a>
3E9189	01	2		CONTROL GP-ELECT			<a href="#">BreakDown...</a>
3E9332	01	1		CONTROL GP-ELECT			<a href="#">BreakDown...</a>
3E9333	01	1		CONTROL GP-ELECT			<a href="#">BreakDown...</a>
4P0319	00	1		LOAD SHARING INT			<a href="#">BreakDown...</a>
4P2268	00	1		DRAIN GP			<a href="#">BreakDown...</a>
4P2351	01	1		HSG.AS.-FRT			<a href="#">BreakDown...</a>
4P4208	02	1		BLOCK GP			<a href="#">BreakDown...</a>
4P4667	01	1		REGULATOR GP.			<a href="#">BreakDown...</a>
4P4718	01	1		FILTER GP - FUEL			<a href="#">BreakDown...</a>
4P5078	01	1		MOUNTING GP			<a href="#">BreakDown...</a>
4P5228	01	1		PYROMETER GP			<a href="#">BreakDown...</a>
4P5229	01	1		PYROMETER GP			<a href="#">BreakDown...</a>
4P5825	01	1		COUPLING GP-FLEX			<a href="#">BreakDown...</a>
4P5835	00	1		COUPLING GP-FLEX			<a href="#">BreakDown...</a>
4P6963	00	1		GUARD GP-FLYWHL			<a href="#">BreakDown...</a>
4P6975	01	1		GUARD GP-COUP.			<a href="#">BreakDown...</a>
4P7408	01	1		LINES GP-WATER			<a href="#">BreakDown...</a>
4P7959	03	1		LINES GP-TURBO			<a href="#">BreakDown...</a>
4P8034	01	1		BARRING GP			<a href="#">BreakDown...</a>
4P8035	00	1		BRACKET AS			<a href="#">BreakDown...</a>
4P8036	02	1		REDUCER GP			<a href="#">BreakDown...</a>
4P9059	00	1		LINES GP-WATER			<a href="#">BreakDown...</a>
4P9185	00	1		COVER AS.			<a href="#">BreakDown...</a>
4W0012	01	1		MOUNTING GP			<a href="#">BreakDown...</a>
4W0359	03	1		MOUNTING GP-ENG			<a href="#">BreakDown...</a>

175 results found, displaying 1 to 175

Reference Number	Eng Chg	Quantity	ASM	LESS 	Set Type	Description	BreakDown...
4W0365	01	1		COVER GP			<a href="#">BreakDown...</a>
4W0379	00	2		INDICATOR AS.			<a href="#">BreakDown...</a>
4W0543	03	6		COVER GP			<a href="#">BreakDown...</a>
4W0698	01	1		COVER GP			<a href="#">BreakDown...</a>
4W0700	03	2		MOUNTING GP-ENG			<a href="#">BreakDown...</a>
4W4544	05	1		PUMP GP-BSC			<a href="#">BreakDown...</a>
4W5451	05	2		CLEANER GP			<a href="#">BreakDown...</a>
4W5482	02	2		CLEANER GP-AIR			<a href="#">BreakDown...</a>
4W6273	01	2		SUPPORT AS			<a href="#">BreakDown...</a>
4W6277	02	6		SUPPORT AS			<a href="#">BreakDown...</a>
4W8071	02	1		CONNECTION GP-WTR			<a href="#">BreakDown...</a>
4W9050	01	2		CONNECTION GP-H			<a href="#">BreakDown...</a>
6I0407	00	12		THERMOCOUPLE			<a href="#">BreakDown...</a>
6I0581	02	3		ACTUATOR GP			<a href="#">BreakDown...</a>
6I0733	01	1		HOUSING AS			<a href="#">BreakDown...</a>
6I3345	00	1		CONTROL GP-GAS			<a href="#">BreakDown...</a>
6V3291	01	2		CONTROL GP-ELECT			<a href="#">BreakDown...</a>
7C0403	03	8		COVER GP			<a href="#">BreakDown...</a>
7C0408	00	1		CAMSHAFT GP.			<a href="#">BreakDown...</a>
7C0409	02	1		CAMSHAFT AS - RH			<a href="#">BreakDown...</a>
7C0410	02	1		CAMSHAFT AS - LH			<a href="#">BreakDown...</a>
7C0417	09	12		MECHANISM GP			<a href="#">BreakDown...</a>
7C0418	04	12		LIFTER GP			<a href="#">BreakDown...</a>
7C0419	12	12		ARM-GP-VALVE			<a href="#">BreakDown...</a>
7C0442	07	1		LINES GP. GAS			<a href="#">BreakDown...</a>
7C0449	08	1		IGNITION GP.			<a href="#">BreakDown...</a>
7C0533	01	8		MTG GP-GEN BASE			<a href="#">BreakDown...</a>
7C1124	00	1		TUBE AS			<a href="#">BreakDown...</a>
7C1128	00	1		SHAFT AS			<a href="#">BreakDown...</a>
7C1953	07	1		PUMP GP-LINES			<a href="#">BreakDown...</a>
7C2122	02	2		DAMPER GP-BSC			<a href="#">BreakDown...</a>
7C2145	00	2		COVER GP-EXH.ADA			<a href="#">BreakDown...</a>
7C4112	16	1		ENGINE AR.			<a href="#">BreakDown...</a>
7C4288	04	1		DRIVE GP			<a href="#">BreakDown...</a>
7C5266	01	1		INST AR-GENERATO			<a href="#">BreakDown...</a>
7C5269	03	1		MOUNTING GP-ENG			<a href="#">BreakDown...</a>
7C5716	01	1		MODULE GP-ACCESS			<a href="#">BreakDown...</a>
7C7975	02	1		CRANKSHAFT AS			<a href="#">BreakDown...</a>
7C8431	02	1		BREATHER GP			<a href="#">BreakDown...</a>
7E1291	01	1		COVER GP			<a href="#">BreakDown...</a>
7E1324	03	1		MANIFOLD-GP			<a href="#">BreakDown...</a>
7E1530	04	1		HARNESS AS.			<a href="#">BreakDown...</a>
7E1549	03	12		VALVE AS.			<a href="#">BreakDown...</a>
7E1659	01	1		CAP GP OIL			<a href="#">BreakDown...</a>
7E1793	00	1		SWITCH GP			<a href="#">BreakDown...</a>
7E3048	03	1		COVER GP			<a href="#">BreakDown...</a>
7E5484	00	1		HOUSING AS			<a href="#">BreakDown...</a>
7E6215	00	1		MAGNETO GP			<a href="#">BreakDown...</a>
7E7188	01	1		GEAR GP			<a href="#">BreakDown...</a>
7E8173	00	1		GEAR AS			<a href="#">BreakDown...</a>
7E8174	00	1		GEAR AS			<a href="#">BreakDown...</a>
7E8179	02	2		PUMP GP			<a href="#">BreakDown...</a>
7E8181	00	2		PUMP GP-WATER			<a href="#">BreakDown...</a>
7E8253	01	1		VALVE GP			<a href="#">BreakDown...</a>
7E8393	01	1		SHAFT AS.			<a href="#">BreakDown...</a>
7E9610	01	1		SEAL GP.			<a href="#">BreakDown...</a>
7E9612	00	1		ADAPTER AS			<a href="#">BreakDown...</a>
7W0014	00	1		MOTOR GP-AIR			<a href="#">BreakDown...</a>

175 results found, displaying 1 to 175

Reference Number	Eng Chg	Quantity	ASM	LESS 	Set Type	Description	BreakDown...
7W0016	00	2		MOTOR GP-BSC	<a href="#">BreakDown...</a>		
7W0127	04	1		DAMPER GP.	<a href="#">BreakDown...</a>		
7W0146	07	1		PAN GP-OIL	<a href="#">BreakDown...</a>		
7W0729	01	1		COVER GP	<a href="#">BreakDown...</a>		
7W2970	01	1		SUPPORT AS	<a href="#">BreakDown...</a>		
7W4916	04	2		ADAPTER GP-AIR-C	<a href="#">BreakDown...</a>		
7W6583	03	1		GUARD GP-DAMPER	<a href="#">BreakDown...</a>		
7W6708	00	2		PLATE AS-CAM	<a href="#">BreakDown...</a>		
7W8577	03	12		GUIDE AS	<a href="#">BreakDown...</a>		
7X1043	04	1		CONTROL GP	<a href="#">BreakDown...</a>		
8N8486	03	2		SILENCER GP	<a href="#">BreakDown...</a>		
8N9071	00	1		VALVE AS	<a href="#">BreakDown...</a>		
8Q9090	01	1		VALVE GP.	<a href="#">BreakDown...</a>		
9Q6149	00	1		PACKAGING AR.-CA	<a href="#">BreakDown...</a>		
9W0532	03	2		CONTROL GP.	<a href="#">BreakDown...</a>		
9X4836	03	2		CONT GP	<a href="#">BreakDown...</a>		
9X5272	03	1		CONTROL GP	<a href="#">BreakDown...</a>		
9X7206	00	1		VALVE GP - SOLEN	<a href="#">BreakDown...</a>		
9Y1528	03	1		TANK GP	<a href="#">BreakDown...</a>		
9Y1851	00	1		GEAR GP-RING	<a href="#">BreakDown...</a>		
9Y3300	00	1		LINES GP-LUB OIL	<a href="#">BreakDown...</a>		
9Y3303	00	1		LINES GP-ENG OIL	<a href="#">BreakDown...</a>		
9Y6182	01	1		FLYWHEEL GP	<a href="#">BreakDown...</a>		
9Y9588	00	1		REGULATOR GP	<a href="#">BreakDown...</a>		
9Y9926	00	1		GUIDE GP.	<a href="#">BreakDown...</a>		
1006794	05	1		SENSOR GP-MTG	<a href="#">BreakDown...</a>		
1006855	04	1		BOX GP-JUNCTION	<a href="#">BreakDown...</a>		
1007856	02	1		BYPASS GP-EXH	<a href="#">BreakDown...</a>		
1007887	00	1		SENSOR GP-TEMP	<a href="#">BreakDown...</a>		
1008162	02	1		MOUNTING GP-JCT	<a href="#">BreakDown...</a>		
1008359	02	1		LINES GP-AIR	<a href="#">BreakDown...</a>		
1042242	00	1		COMPONENT GP	<a href="#">BreakDown...</a>		
1043715	03	1		WIRING GP-SENSOR	<a href="#">BreakDown...</a>		
1043738	00	1		SHIELD GP	<a href="#">BreakDown...</a>		
1044836	01	12		PISTON GP	<a href="#">BreakDown...</a>		
1053178	01	1		AFTERCOOLER GP	<a href="#">BreakDown...</a>		
1053179	01	1		LINES GP-AIR	<a href="#">BreakDown...</a>		
1053181	00	1		LINES GP-WATER	<a href="#">BreakDown...</a>		
1053182	00	1		LINES GP-ENG OIL	<a href="#">BreakDown...</a>		
1053183	00	1		FILLER GP-OIL	<a href="#">BreakDown...</a>		
1053184	00	1		HOUSING GP-REAR	<a href="#">BreakDown...</a>		
1069414	00	1		REGULATOR GP-B	<a href="#">BreakDown...</a>		
1070878	00	2		TURBOCHARGER GP	<a href="#">BreakDown...</a>		
1071865	02	1		HARNESS AS-WRG	<a href="#">BreakDown...</a>		
1071866	01	1		HARNESS AS-WRG	<a href="#">BreakDown...</a>		
1071867	02	1		HARNESS AS-WRG	<a href="#">BreakDown...</a>		
1073952	00	2		CONT GP -B	<a href="#">BreakDown...</a>		
1091292	00	1		PANEL GP-CONT	<a href="#">BreakDown...</a>		
1091293	00	1		CONT GP	<a href="#">BreakDown...</a>		
1095689	01	1		LINES GP-AIR	<a href="#">BreakDown...</a>		
1099717	00	1		MTG GP-ENGINE	<a href="#">BreakDown...</a>		
1105469	01	12		PRECHAMBER GP	<a href="#">BreakDown...</a>		
1107546	00	1		MTG GP-JCT BOX	<a href="#">BreakDown...</a>		
1112116	00	1		CONNECTION GP	<a href="#">BreakDown...</a>		
1117215	00	12		HEAD GP-CYLINDER	<a href="#">BreakDown...</a>		
1117217	00	12		HEAD GP-CYLINDER	<a href="#">BreakDown...</a>		
1117488	00	1		CONT GP	<a href="#">BreakDown...</a>		
1145630	00	12		CONT GP	<a href="#">BreakDown...</a>		

175 results found, displaying 1 to 175

Reference Number	Eng Chg	Quantity	ASM	LESS 	Set Type	Description	BreakDown...
1157834	01	1		COMPONENT GP	<a href="#">BreakDown...</a>		
1157837	00	1		CONT GP	<a href="#">BreakDown...</a>		

Caterpillar Confidential: **Green**

Content Owner: Commercial Processes Division

Web Master(s): [PSG Web Based Systems Support](#)

Current Date: 3/8/2022, 3:01:29 PM

© Caterpillar Inc. 2022 All Rights Reserved.

[Data Privacy Statement.](#)

**ENGINE TEST**

Sales Model: 3612

TMI Load Date: 23Feb1994

Built Date: 27Jan1994

Shipped Date: 31Mar1994

Plant: Lafayette

Tested Date: 23Feb1994

Tested: LD

Cell Number: 522

Show  entriesSearch: 

Test Element	Eng Updates	Test Value	Test Spec Value	Measure
Spec Number		2T6041	2T6041	
Arrangement Number		7C4112	7C4112	
CORR FL PWR		3,862	3,860	HP
Speed		1,000	1,000	RPM
FL Oil Press		70	75	PSI
High Speed		1,000	1,000	RPM
Low Idle Speed		550	550	RPM
Low Idle Oil Pressure		50	51	PSI
Fuel Pressure		63	59	PSIA

Showing 1 to 9 of 9 entries

Previous  Next

	Value	Unit
Advertised Power	3,860	HP
Advertised Speed	1,000	RPM

Caterpillar Confidential: **Green**

Content Owner: Commercial Processes Division

Web Master(s): PSG Web Based Systems Support

Current Date: 3/8/2022, 3:00:17 PM

© Caterpillar Inc. 2022 All Rights Reserved.

Data Privacy Statement.